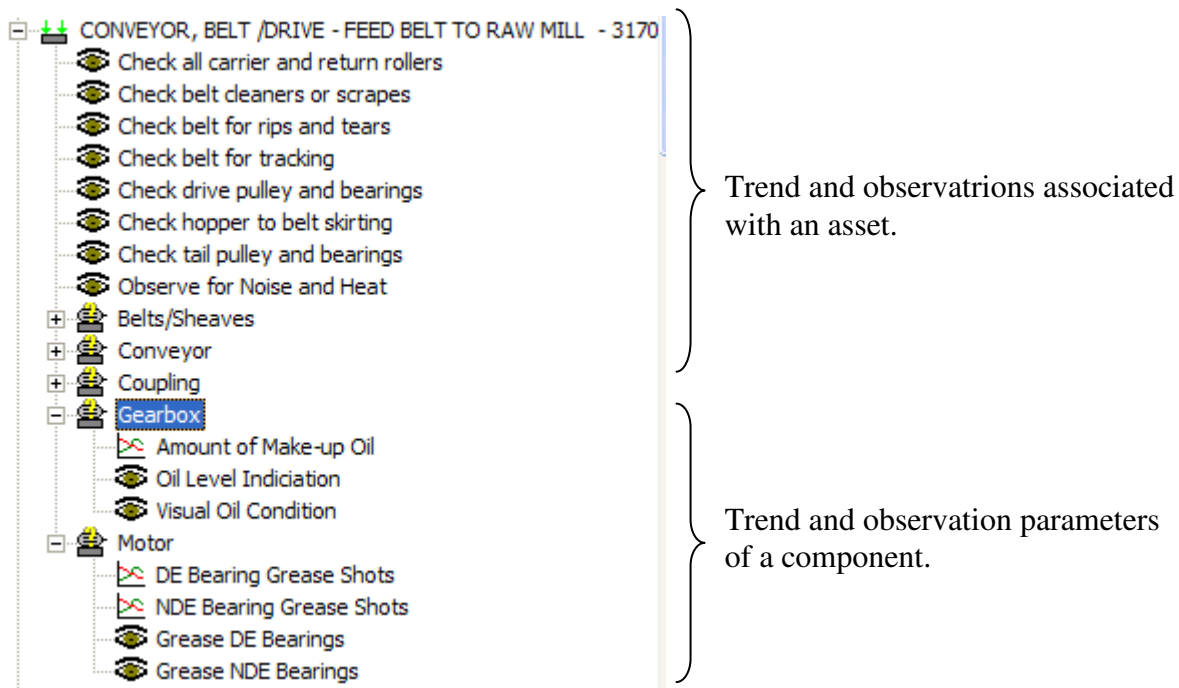




Setting up Lubrication Inspections in Tango™

Lubrication routes typically concentrate on validating that grease lubricated machines have been successfully greased and over greasing has not occurred and that oil lubricated machines have adequate lubrication and the lubricant is not contaminated.

Tango™ provides trending and observations as either independent inspection points for an asset or as parameters for a component. Lubrication inspection points should be set up as parameters to the component being inspected.









Typical Tango inspection entries for a greased machine are:




- Grease Motor DE Bearing
- Motor DE Bearing Grease Shots
- Grease Motor NDE Bearing
- Motor NDE Bearing Grease Shots











If an ultrasonic grease gun is used you will want to also record the ultrasonic levels before and after greasing.

-  Grease Motor DE Bearing
-  Motor DE Bearing Grease Amount
-  Grease Motor NDE Bearing
-  Motor NDE Bearing Grease Amount
-  Motor Ultrasonic level After grease
-  Motor Ultrasonic level before grease

For an oil lubricated machine the Tango inspection entries are:

-  Oil Level Indication
-  Visual Oil Condition
-  Make up Oil Amount

Additional inspections of the bearing temperatures, coupling condition, and driven machine are also helpful in determining adequate lubrication.

-  Check for Packing Leaks
-  Seal Water Pressure
-  Coupling Condition
-  Coupling Temp
-  Motor DE Bearing Temp
-  Motor NDE Bearing Temp
-  Pump DE Bearing Temp
-  Pump NDE Bearing Temp



A typical Tango rounds results report:

Ok	6 Decibels	N/A	Rotating Assets	Wet Mill	MD2301 2nd Grind Mill	Motor OB before greasing	
Ok	3 Decibels	N/A	Rotating Assets	Wet Mill	MD2301 2nd Grind Mill	Motor OB after greasing	
Ok	0.1 Ounces	N/A	Rotating Assets	Wet Mill	MD2301 2nd Grind Mill	Motor OB amt. grease added	
Ok	3 Decibels	N/A	Rotating Assets	Wet Mill	MD2301 2nd Grind Mill	Motor OB Differential Db	
Ok	29 Decibels	N/A	Rotating Assets	Wet Mill	MD2301 2nd Grind Mill	Motor IB before greasing	
Ok	23 Decibels	N/A	Rotating Assets	Wet Mill	MD2301 2nd Grind Mill	Motor IB after greasing	
Ok	0.1 ounces	N/A	Rotating Assets	Wet Mill	MD2301 2nd Grind Mill	Motor IB amt. grease added	
Ok	6 Decibels	N/A	Rotating Assets	Wet Mill	MD2301 2nd Grind Mill	Motor IB Differential Db	
Out of Bounds	Bad	N/A	Rotating Assets	Wet Mill	MD2401A 3rd Grind Mill A	Motor visual inspection	Ref Code: Comment: looks like the south end the oil cooler maybe leaking oil
Ok	Good	N/A	Rotating Assets	Wet Mill	MD2401A 3rd Grind Mill A	Motor mechanical condition	
Ok	19 Decibels	N/A	Rotating Assets	Wet Mill	MD2401A 3rd Grind Mill A	Motor OB before greasing	
Ok	19 Decibels	N/A	Rotating Assets	Wet Mill	MD2401A 3rd Grind Mill A	Motor OB after greasing	
Ok	0.2 Ounces	N/A	Rotating Assets	Wet Mill	MD2401A 3rd Grind Mill A	Motor OB amt. grease added	
Ok	0 Decibels	N/A	Rotating Assets	Wet Mill	MD2401A 3rd Grind Mill A	Motor OB Differential Db	
Ok	36		Rotating				

Setting Up Parameters Trending for Lubrication Inspections in Tango™